





TECHNICAL SHEET

# HOPPER DESIGN ECCENTRIC

# W.15-WKLZ DX



Aluminium pre-painted W.15 – Copper brown W.15 – RAL 8004

INDEX	CHANGE	DATE	SIGNATURE			
MATERIAL BRAND			W.C.	WEIGHT kg	SCALE	
SIZE, SEMI-FINISHED PRODUCTS			STN STANDARD		SORTING NUMBER	
AUXILIARY EQUIPMENT			NOTE		POSITION NUMBER	
ELABORATED BY Ing. Kluska M.			OLD DRAWING		DRAWING NUMBER	
TESTED BY			TECHNOLOGIST		DRAWING NUMBER	
NAME			Hopper DESIGN ECCENTRIC		W.15-WKLZ DX	
			Number of sheets		Sheet 	

Created: 05.06.2026 21:01:31

Technical changes reserved

Dimensions [mm]					
Nominal size	A	B	D	E	G
80	340	240	79	44	30
100	336	240	99	50	30
120	333	240	119	60	30