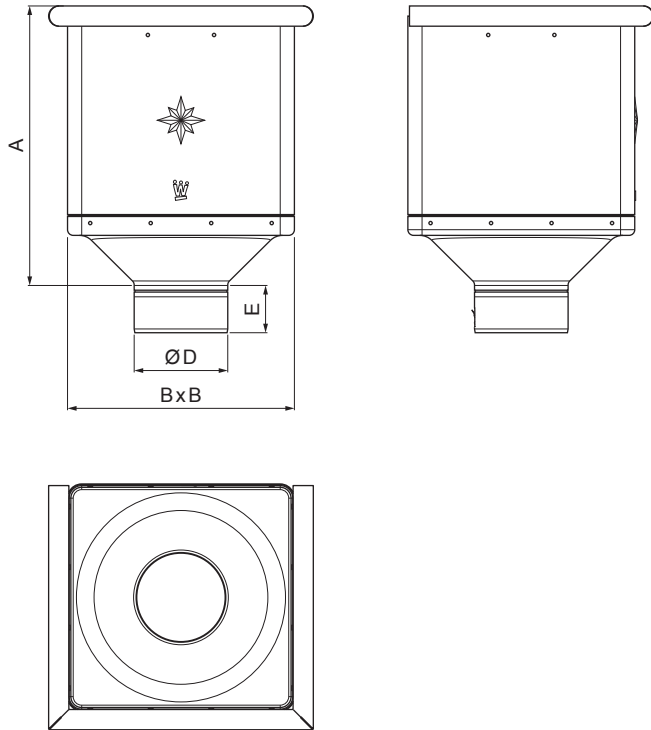


TECHNICAL SHEET




HOPPER CUBIC

W.15-WKLZ KU



ICM Aluminium pre-painted W.15 – Intense black W.15 – RAL 9005

Dimensions [mm]				
Nominal size	A	B	D	E
80	291	240	79	44
100	288	240	99	50
120	284	240	119	60

INDEX	CHANGE	DATE	SIGNATURE		
MATERIAL BRAND			W.C.	WEIGHT kg	SCALE
SIZE, SEMI-FINISHED PRODUCTS				STN STANDARD	SORTING NUMBER
AUXILIARY EQUIPMENT				NOTE	POSITION NUMBER
ELABORATED BY Ing. Kluska M.					
TESTED BY					
TECHNOLOGIST		TECHNOLOGIST		OLD DRAWING	DRAWING NUMBER
NAME			W.15-WKLZ KU		
Hopper CUBIC			Number of sheets		Sheet 

Created: 06.06.2026 00:09:49

Technical changes reserved