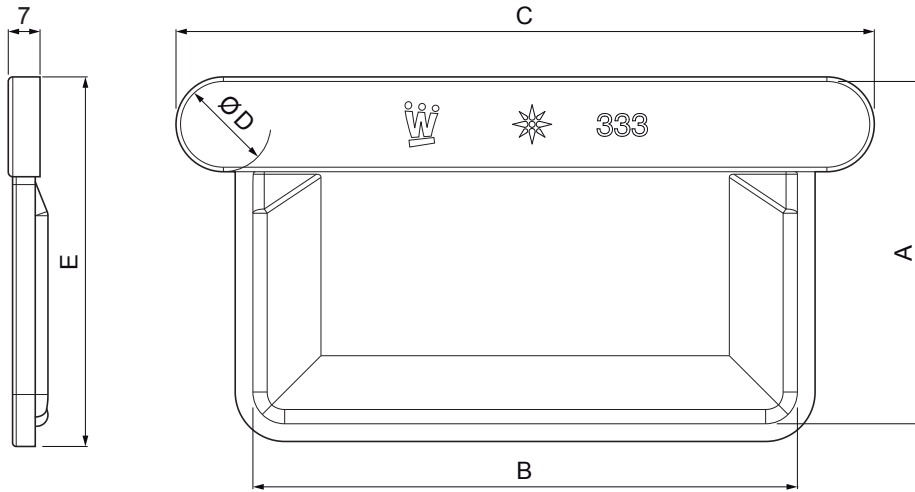




TECHNICAL SHEET

END CAP SQUARE

WH-WCLH



MZ Aluminium pre-painted – Moss green – RAL 6005

INDEX	CHANGE	DATE	SIGNATURE	KJG QUALITY®	Scan code for 3D model 
MATERIAL BRAND			W.C.	WEIGHT kg	SCALE
SIZE, SEMI-FINISHED PRODUCTS				STN STANDARD	SORTING NUMBER
AUXILIARY EQUIPMENT				NOTE	POSITION NUMBER
ELABORATED BY Ing. Kluska M.				OLD DRAWING	DRAWING NUMBER
TESTED BY					
TECHNOLOGIST			TECHNOLOGIST		
NAME			End cap square		
			Number of sheets	WH-WCLH	Sheet 

Created: 06.06.2026 15:30:21

Technical changes reserved

Dimensions [mm]					
Nominal size	A	B	C	Ø D	E
250	55	85	126	18	64
333	75	120	160	20	83
400	90	150	196	22	98