




TECHNICAL SHEET

# DOWNPIPE FLAP SQUARE

# WH-WZVH



**ZS** Aluminium pre-painted – Zinc grey – RAL extra

INDEX	CHANGE	DATE	SIGNATURE		
MATERIAL BRAND			W.C.	WEIGHT kg	SCALE
SIZE, SEMI-FINISHED PRODUCTS					
AUXILIARY EQUIPMENT			STN STANDARD		SORTING NUMBER
ELABORATED BY Ing. Kluska M.			NOTE		POSITION NUMBER
TESTED BY					
TECHNOLOGIST		TECHNOLOGIST	OLD DRAWING		DRAWING NUMBER
NAME			Downpipe flap square		
			Number of sheets		WH-WZVH Sheet 

Created: 05.06.2026 01:38:37

Technical changes reserved

Dimensions [mm]			
Nominal size	AxA	A1xA1	B
80x80	78x78	83x83	250
100x100	98x98	103x103	250
120x120	118x118	123x123	280