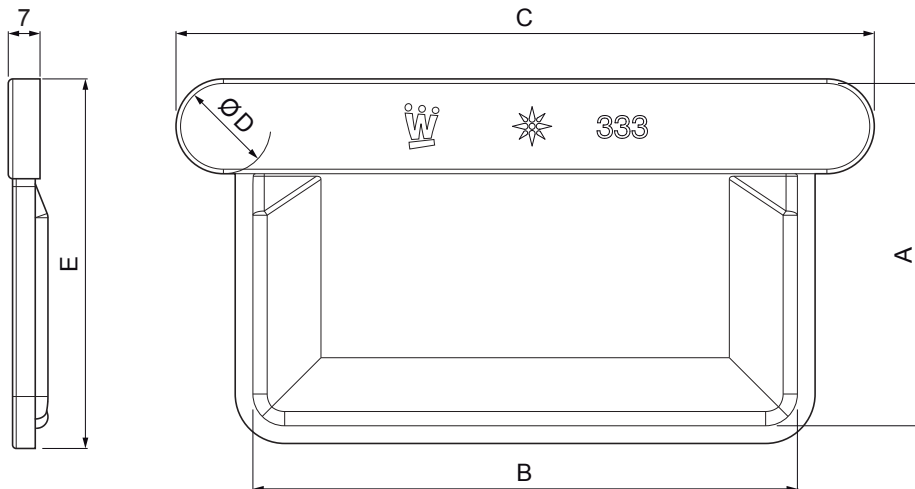





# TECHNICAL SHEET

## END CAP SQUARE

W.15H-WCLH



Aluminium preprinted W.15 – Mouse grey W.15 – RAL 7005

INDEX	CHANGE	DATE	SIGNATURE			
MATERIAL BRAND			W.C.	WEIGHT kg	SCALE	
SIZE, SEMI-FINISHED PRODUCTS						
AUXILIARY EQUIPMENT			STN STANDARD		SORTING NUMBER	
ELABORATED BY Ing. Kluska M.			NOTE		POSITION NUMBER	
TESTED BY						
TECHNOLOGIST		TECHNOLOGIST	OLD DRAWING		DRAWING NUMBER	
NAME			End cap square		Number of sheets	
					W.15H-WCLH	
					Sheet	

Created: 19.01.2026 23:45:35

Technical changes reserved

Dimensions [mm]					
Nominal size	A	B	C	Ø D	E
250	55	85	126	18	64
333	75	120	160	20	83
400	90	150	196	22	98