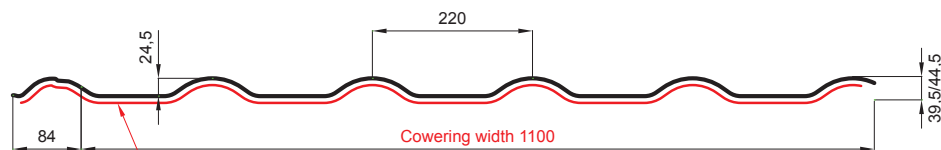


TECHNICAL SHEET

# METAL ROOFING UNI 2 SQ (sound – aqua)

# UNI2-SQ



SQ = ANTI-CONDENSING AND ANTI-NOISE FELT th. 3 – 4 mm  
 info: SQ (sound, aqua)

L – OPTIMAL LENGTH OF ROOFING FOR MODULE 350 mm


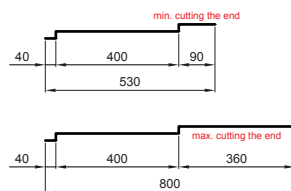
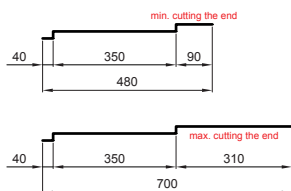
| number of modules | net length | minimum length L | interval for optimal length L | maximum length L |
|-------------------|------------|------------------|-------------------------------|------------------|
| 1                 | 350        | 480              | = < L =                       | 700              |
| 2                 | 700        | 830              | = < L =                       | 1050             |
| 3                 | 1050       | 1180             | = < L =                       | 1400             |
| 4                 | 1400       | 1530             | = < L =                       | 1750             |
| 5                 | 1750       | 1880             | = < L =                       | 2100             |
| 6                 | 2100       | 2230             | = < L =                       | 2450             |
| 7                 | 2450       | 2580             | = < L =                       | 2800             |
| 8                 | 2800       | 2930             | = < L =                       | 3150             |
| 9                 | 3150       | 3280             | = < L =                       | 3500             |
| 10                | 3500       | 3630             | = < L =                       | 3850             |
| 11                | 3850       | 3980             | = < L =                       | 4200             |
| 12                | 4200       | 4330             | = < L =                       | 4550             |
| 13                | 4550       | 4680             | = < L =                       | 4900             |
| 14                | 4900       | 5030             | = < L =                       | 5250             |
| 15                | 5250       | 5380             | = < L =                       | 5600             |
| 16                | 5600       | 5730             | = < L =                       | 5950             |
| 17                | 5950       | 6080             | = < L =                       | 6300             |
| 18                | 6300       | 6430             | = < L =                       | 6650             |
| 19                | 6650       | 6780             | = < L =                       | 7000             |
| 20                | 7000       | 7130             | = < L =                       | 7350             |
| 21                | 7350       | 7480             | = < L =                       | 7700             |
| 22                | 7700       | 7830             | = < L =                       | 8050             |
| 23                | 8050       | 8180             | = < L =                       | 8400             |

L – OPTIMAL LENGTH OF ROOFING FOR MODULE 400 mm

| number of modules | net length | minimum length L | interval for optimal length L | maximum length L |
|-------------------|------------|------------------|-------------------------------|------------------|
| 1                 | 400        | 530              | = < L =                       | 800              |
| 2                 | 800        | 930              | = < L =                       | 1200             |
| 3                 | 1200       | 1330             | = < L =                       | 1600             |
| 4                 | 1600       | 1730             | = < L =                       | 2000             |
| 5                 | 2000       | 2130             | = < L =                       | 2400             |
| 6                 | 2400       | 2530             | = < L =                       | 2800             |
| 7                 | 2800       | 2930             | = < L =                       | 3200             |
| 8                 | 3200       | 3330             | = < L =                       | 3600             |
| 9                 | 3600       | 3730             | = < L =                       | 4000             |
| 10                | 4000       | 4130             | = < L =                       | 4400             |
| 11                | 4400       | 4530             | = < L =                       | 4800             |
| 12                | 4800       | 4930             | = < L =                       | 5200             |
| 13                | 5200       | 5330             | = < L =                       | 5600             |
| 14                | 5600       | 5730             | = < L =                       | 6000             |
| 15                | 6000       | 6130             | = < L =                       | 6400             |
| 16                | 6400       | 6530             | = < L =                       | 6800             |
| 17                | 6800       | 6930             | = < L =                       | 7200             |
| 18                | 7200       | 7330             | = < L =                       | 7600             |
| 19                | 7600       | 7730             | = < L =                       | 8000             |
| 20                | 8000       | 8130             | = < L =                       | 8400             |

L – optimal length must be at least equal to or greater than the value in the left column of the table for production reasons. The minimum length after cutting the end is 90 mm and the maximum length 360 mm.

L – optimal length must be at least equal to or greater than the value in the left column of the table for production reasons. The minimum length after cutting the end is 90 mm and the maximum length 310 mm.



| Technical parameters [v mm]                 |                               |
|---|-------------------------------|
| Covering width                              | 1100                          |
| Total width                                 | 1184                          |
| Metal sheet thickness                       | 0,50                          |
| Profile height (standard / non-standard)    | 44,5 / 39,5                   |
| Shaped rib height (standard / non-standard) | 20 / 15                       |
| Module length (standard / non-standard)     | 350 / 400                     |
| Roof covering length                        | min. 480 – max. 8400          |
| Weight                                      | approx. 5.0 kg/m <sup>2</sup> |
| Folding length when dividing the covering   | 130                           |



**MHS** Galvanized steel prepainted STUCCO – Copper brown STUCCO – RAL 8004

|                              |        |      |  |                       |                  |                        |                |
|------------------------------|--------|------|--|-----------------------|------------------|------------------------|----------------|
| INDEX                        | CHANGE | DATE | SIGNATURE                                | <b>KJG</b><br>QUALITY | <b>UNI 2</b>     | Scan code for 3D model |                |
| MATERIAL BRAND               |        |      | W.C.                                     | WEIGHT kg             |                  | SCALE                  |                |
| SIZE, SEMI-FINISHED PRODUCTS |        |      | STN STANDARD                             |                       | SORTING NUMBER   |                        |                |
| AUXILIARY EQUIPMENT          |        |      | NOTE                                     |                       | POSITION NUMBER  |                        |                |
| ELABORATED BY Ing. Kluska M. |        |      | TECHNOLOGIST                             |                       | OLD DRAWING      |                        | DRAWING NUMBER |
| TESTED BY                    |        |      | NAME                                     |                       | Number of sheets |                        |                |
| TECHNOLOGIST                 |        |      | Metal roofing<br>UNI 2 SQ (sound – aqua) |                       | UNI2-SQ Sheet    |                        |                |

Created: 05.06.2026 05:52:58

Technical changes reserved