


TECHNICAL SHEET

METAL ROOFING UNI 1

W-UNI1



Technical parameters [mm]	
Covering width	1105
Total width	1195
Metal sheet thickness	0,70
Profile height (standard / non-standard)	43 / 38
Shaped rib height (standard / non-standard)	20 / 15
Module length (standard / non-standard)	350 / 400
Roof covering length	min. 480 – max. 8400
Weight	approx. 2,2 kg/m ²
Folding length when dividing the covering	130



AN Aluminium prepainted – Anthracite – RAL 7016

L – OPTIMAL LENGTH OF ROOFING FOR MODULE 350 mm

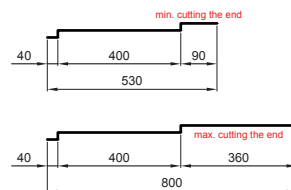
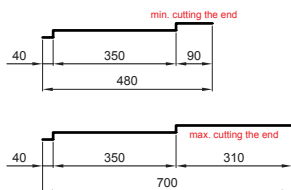
number of modules	net length	minimum length L	interval for optimal length L	maximum length L
1	350	480	= < L =	700
2	700	830	= < L =	1050
3	1050	1180	= < L =	1400
4	1400	1530	= < L =	1750
5	1750	1880	= < L =	2100
6	2100	2230	= < L =	2450
7	2450	2580	= < L =	2800
8	2800	2930	= < L =	3150
9	3150	3280	= < L =	3500
10	3500	3630	= < L =	3850
11	3850	3980	= < L =	4200
12	4200	4330	= < L =	4550
13	4550	4680	= < L =	4900
14	4900	5030	= < L =	5250
15	5250	5380	= < L =	5600
16	5600	5730	= < L =	5950
17	5950	6080	= < L =	6300
18	6300	6430	= < L =	6650
19	6650	6780	= < L =	7000
20	7000	7130	= < L =	7350
21	7350	7480	= < L =	7700
22	7700	7830	= < L =	8050
23	8050	8180	= < L =	8400

L – OPTIMAL LENGTH OF ROOFING FOR MODULE 400 mm

number of modules	net length	minimum length L	interval for optimal length L	maximum length L
1	400	530	= < L =	800
2	800	930	= < L =	1200
3	1200	1330	= < L =	1600
4	1600	1730	= < L =	2000
5	2000	2130	= < L =	2400
6	2400	2530	= < L =	2800
7	2800	2930	= < L =	3200
8	3200	3330	= < L =	3600
9	3600	3730	= < L =	4000
10	4000	4130	= < L =	4400
11	4400	4530	= < L =	4800
12	4800	4930	= < L =	5200
13	5200	5330	= < L =	5600
14	5600	5730	= < L =	6000
15	6000	6130	= < L =	6400
16	6400	6530	= < L =	6800
17	6800	6930	= < L =	7200
18	7200	7330	= < L =	7600
19	7600	7730	= < L =	8000
20	8000	8130	= < L =	8400

L – optimal length must be at least equal to or greater than the value in the left column of the table for production reasons. The minimum length after cutting the end is 90 mm and the maximum length 360 mm.

L – optimal length must be at least equal to or greater than the value in the left column of the table for production reasons. The minimum length after cutting the end is 90 mm and the maximum length 310 mm.



INDEX	CHANGE	DATE	SIGNATURE	KJG QUALITY	UNI 1	Scan code for 3D model	
MATERIAL BRAND			W.C.	WEIGHT kg		SCALE	
SIZE, SEMI-FINISHED PRODUCTS			STN STANDARD		SORTING NUMBER		
AUXILIARY EQUIPMENT			NOTE		POSITION NUMBER		
ELABORATED BY Ing. Kluska M.			TECHNOLOGIST		OLD DRAWING		DRAWING NUMBER
TESTED BY			NAME		Metal roofing UNI 1		
Number of sheets			W-UNI1		Sheet		

Created: 08.06.2026 13:10:11

Technical changes reserved