
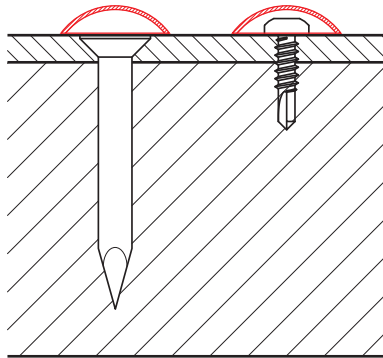
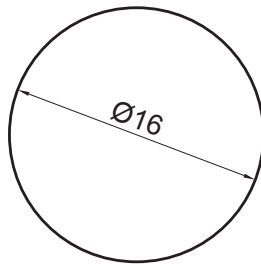
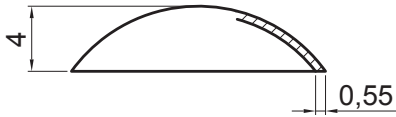


TECHNICAL SHEET

MOUNTING CAP 16/4

SM-KM



IC Galvanized steel prepainted – Intense black – RAL 9005

INDEX CHANGE		DATE	SIGNATURE	KJG QUALITY®	Scan code for 3D model	
MATERIAL BRAND			W.C.	WEIGHT kg	SCALE	
SIZE, SEMI-FINISHED PRODUCTS						
AUXILIARY EQUIPMENT				STN STANDARD	SORTING NUMBER	
ELABORATED BY Ing. Kluska M.				NOTE	POSITION NUMBER	
TESTED BY						
TECHNOLOGIST		TECHNOLOGIST		OLD DRAWING	DRAWING NUMBER	
NAME Mounting cap 16/4				Number of sheets	SM-KM	Sheet

Created: 04.06.2026 23:11:04

Technical changes reserved