
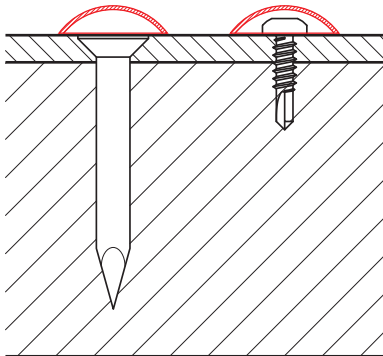
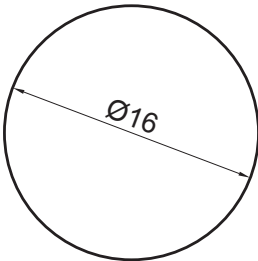



TECHNICAL SHEET

MOUNTING CAP 16/4

SM-HKM



Aluminium pre-painted – Intense black – RAL 9005

INDEX			DATE	SIGNATURE		
CHANGE						
MATERIAL BRAND			W.C.	WEIGHT kg		SCALE
SIZE, SEMI-FINISHED PRODUCTS						
AUXILIARY EQUIPMENT			STN STANDARD		SORTING NUMBER	
ELABORATED BY Ing. Kluska M.			NOTE		POSITION NUMBER	
TESTED BY						
TECHNOLOGIST			TECHNOLOGIST	OLD DRAWING	DRAWING NUMBER	
NAME			Mounting cap 16/4		SM-HKM	
			Number of sheets		Sheet	