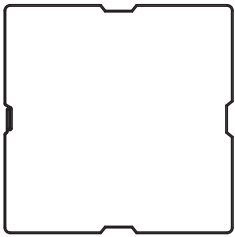


TECHNICAL SHEET

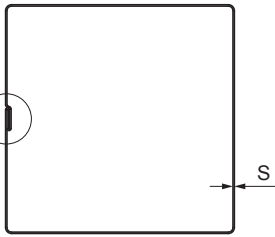
DOWNPIPE SQUARE [s=0,70]

W.15H-WZRH

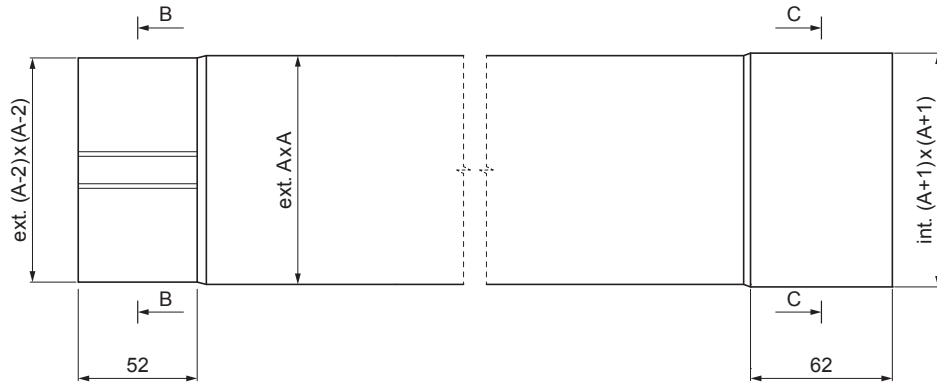
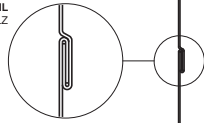
B-B



C-C



DETAIL
INTERNAL FALZ



SSM Aluminium pre-painted W.15 – Mouse grey W.15 – RAL 7005

INDEX	CHANGE	DATE	SIGNATURE	KJG QUALITY®	Scan code for 3D model
MATERIAL BRAND			W.C.	WEIGHT kg	SCALE
SIZE, SEMI-FINISHED PRODUCTS				STN STANDARD	SORTING NUMBER
AUXILIARY EQUIPMENT				NOTE	POSITION NUMBER
ELABORATED BY Ing. Kluska M.					
TESTED BY				OLD DRAWING	DRAWING NUMBER
TECHNOLOGIST			TECHNOLOGIST		
NAME			Downpipe square [s=0,70]		
			Number of sheets	W.15H-WZRH	Sheet

Created: 05.06.2026 21:01:18

Technical changes reserved

Dimensions [mm]		
Nominal size	S	A
80x80	0,70	80
100x100	0,70	100
120x120	0,70	120