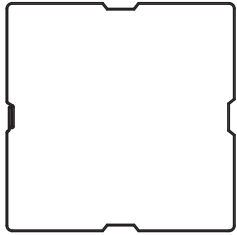


TECHNICAL SHEET

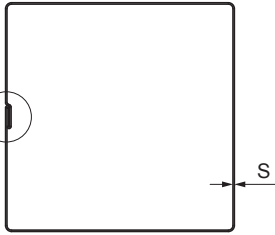
# DOWNPIPE SQUARE [s=0,70]

# W.15H-WZRH

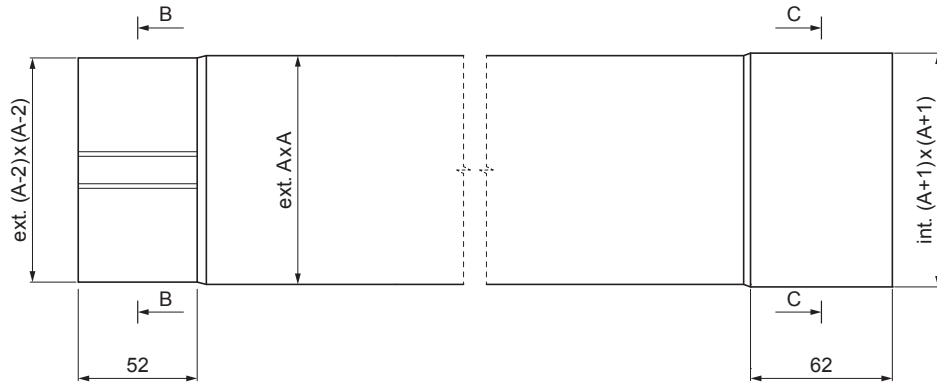
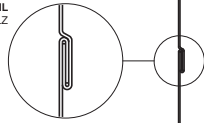
B-B



C-C



DETAIL  
INTERNAL FALZ



**BM** Aluminium pre-painted W.15 – Pure white W.15 – RAL 9010

INDEX	CHANGE	DATE	SIGNATURE	<b>KJG</b> QUALITY®	Scan code for 3D model	
MATERIAL BRAND			W.C.	WEIGHT kg	SCALE	
SIZE, SEMI-FINISHED PRODUCTS					STN STANDARD	SORTING NUMBER
AUXILIARY EQUIPMENT					NOTE	POSITION NUMBER
ELABORATED BY Ing. Kluska M.						
TESTED BY						
TECHNOLOGIST		TECHNOLOGIST		OLD DRAWING	DRAWING NUMBER	
NAME			Downpipe square [s=0,70]		Number of sheets	W.15H-WZRH Sheet

Created: 04.06.2026 14:21:29

Technical changes reserved

Dimensions [mm]		
Nominal size	S	A
80x80	0,70	80
100x100	0,70	100
120x120	0,70	120