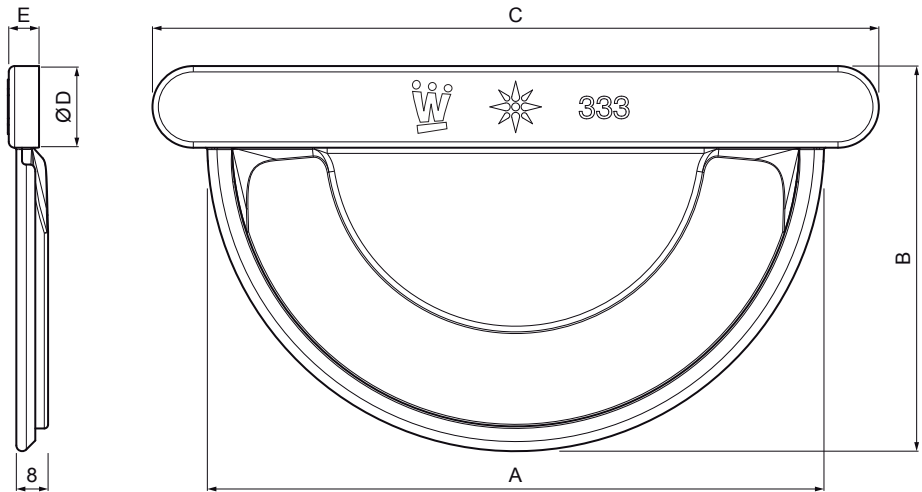





TECHNICAL SHEET

END CAP

W-WCL



PM Aluminium pre-painted – Patina copper – RAL extra

INDEX	CHANGE	DATE	SIGNATURE			
MATERIAL BRAND				W.C.	WEIGHT kg	SCALE
SIZE, SEMI-FINISHED PRODUCTS					STN STANDARD	SORTING NUMBER
AUXILIARY EQUIPMENT					NOTE	POSITION NUMBER
ELABORATED BY Ing. Kluska M.						
TESTED BY						
TECHNOLOGIST				TECHNOLOGIST	OLD DRAWING	DRAWING NUMBER
NAME				End cap		
				Number of sheets		
				W-WCL		
				Sheet		

Created: 04.12.2025 08:23:24

Technical changes reserved

Dimensions [mm]					
Nominal size	A	B	C	Ø D	E
333	163	102	192	20	6