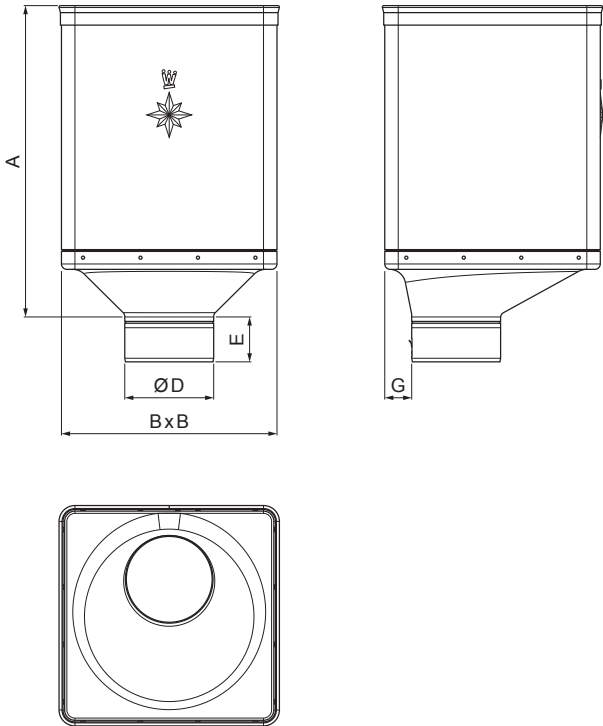


TECHNICAL SHEET



HOPPER DESIGN ECCENTRIC

W-WKLZ DX



IC Aluminium pre-painted – Intense black – RAL 9005

| Dimensions [mm] |     |     |     |    |    |
|-----------------|-----|-----|-----|----|----|
| Nominal size    | A   | B   | D   | E  | G  |
| 80              | 340 | 240 | 79  | 44 | 30 |
| 100             | 336 | 240 | 99  | 50 | 30 |
| 120             | 333 | 240 | 119 | 60 | 30 |

|                              |        |      |                         |   |   |
|------------------------------|--------|------|-------------------------|---|---|
| INDEX                        | CHANGE | DATE | SIGNATURE               |  |  |
|                              |        |      |                         |   |   |
| MATERIAL BRAND               |        |      | W.C.                    | WEIGHT kg   | SCALE   |
| SIZE, SEMI-FINISHED PRODUCTS |        |      | STN STANDARD            |   | SORTING NUMBER  |
| AUXILIARY EQUIPMENT          |        |      | NOTE                    |   | POSITION NUMBER   |
| ELABORATED BY Ing. Kluska M. |        |      | OLD DRAWING             |   | DRAWING NUMBER  |
| TESTED BY                    |        |      |                         |   |   |
| TECHNOLOGIST                 |        |      |                         |   |   |
| NAME                         |        |      | Hopper DESIGN ECCENTRIC |   |   |
|                              |        |      | Number of sheets        |   | W-WKLZ DX   |
|                              |        |      |                         |   | Sheet   |

Created: 04.12.2025 10:34:43

Technical changes reserved